



www.auraadesign.co.uk

VITALI

Desk & Meeting Table

Vitali

Sophisticated design and ergonomics come together in Vitali, the executive desk with electric adjustment.

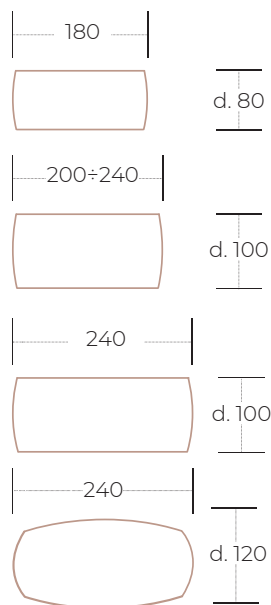


Vitali

0. Vitali SYNOPTIC GRID

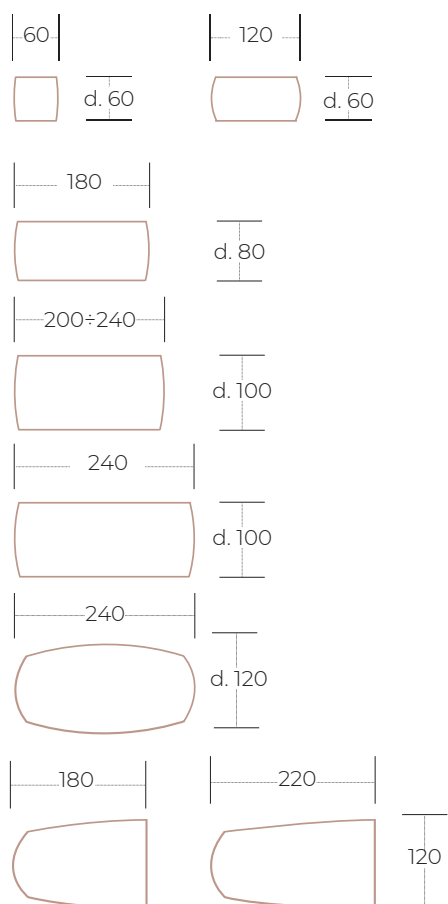
e•lectric h 64÷110 cm		h 75 cm		h 1,4 cm		h 29,5 cm	
w 180 cm d 80 cm	w 200÷240 cm d 100 cm	w 180 cm d 80 cm	w 200÷240 cm d 100 cm	w 110 cm d 49-67 cm	w 110 cm d 1,9 cm		
h 60,6 cm				h 72 cm			
w 44,5 cm d 56,2 cm		w 128 cm d 56,2 cm		w 170 cm d 56,2 cm		w 211,7 cm d 56,2 cm	
h 160 cm		h 40 cm					
w 45 cm d 45 cm		w 60 cm d 60 cm		w 120 cm d 60 cm			
e•lectric h 64÷110 cm		h 75 cm					
w 200÷240 cm d 100 cm		w 240 cm d 120 cm		w 200÷240 cm d 100 cm		w 240-280 cm d 120 cm	
h 76,8 - 153,6 - 192 cm		h 78,6 cm		h 155,4 cm		h 193,8 cm	
w 1,3 cm d 46 cm		w 50-100 cm d 46 cm					

Vitali TECHNICAL FEATURES

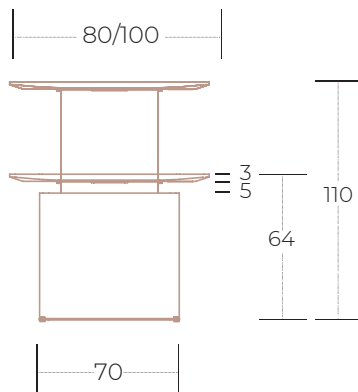


• MDF veneer tops:

made from 30mm MDF. thick, covered on both sides with wood veneer thick. 0.6mm. and edged on the perimeter with solid wood thickness. 1mm. rounded with a radius of 2 mm., the tops have a tapered and rounded perimeter. The painting is done with water-based paint and final transparent acrylic painting or lacquered with an open pore finish. The wooden desk tops present a metal decorative bar 3mm, powder coated where two extractable painted steel blocks are housed, which allow the passage of the cables. Optionally, they can be accessorised with one or two USB "A" block. An inspectable tray is installed under the top for the collection and passage of the cables in press-formed steel sheet and painted with epoxy powders. The tops of the meeting tables can be worked to house top access or retractable socket boxes. Available also top access same veneers finish as top.



Vitali TECHNICAL FEATURES

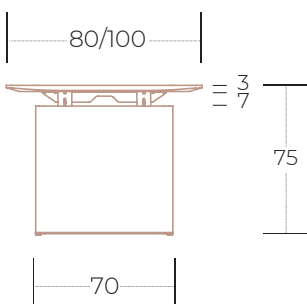


• Height adjustable desk structure:

characterized by an electrical structure raising in two stages, lower part made of shaped plywood panels veneered and edged in oak painted in the same color as the tops. They are supported by 6mm thick plates in the lower part and by finishing plates in the upper part. A steel painted carter hooked to the structure, guided inside the panels, allows the passage of the electric cables inside the leg. Legs are equipped with adjustable leveling feet and are connected to each other by a telescopic beam that can be extended from 1400 to 2000 mm. The control of the electrical structure takes place via the supplied up and down push-button.

• Technical features:

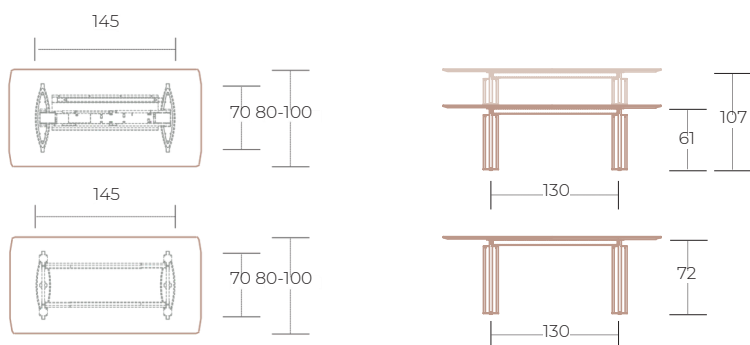
- A full height adjustable system from 610mm–1070mm excluding desk top;
- Full continuous adjustment action with a single up and down switch;
- Electric motor has been tested and certified 10,000 cycles of use;
- Maximum weight loading 120 KG (uniformly distributed);
- Anti-Collision testing when lifting and lowering;
- Electric system has been tested and compliant to TUV standards;
- Pre-assembled within the leg system;
- Plug and Play installation;
- Noise output 39dB;
- Lifting lowering speed = 40mm/second;
- Energy consumption equates to 0.00277kw/day, 0.87/year based on 3 daily adjustments.




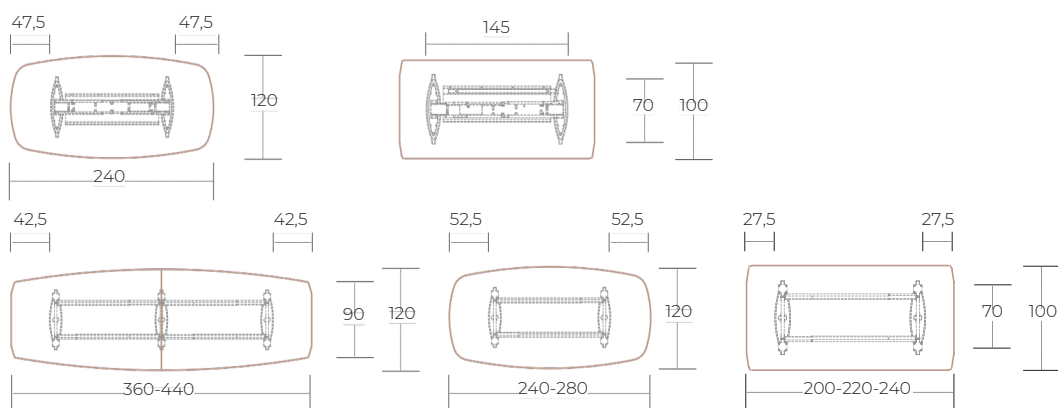
• Fixed desk structure:

characterized by metal legs covered with shaped plywood panels veneered and edged in varnished oak in the same color as the tops. They are supported by 6mm thick plates in the lower part and by finishing plates in the upper part which allow the passage of the electric cables inside the leg. They are equipped with an adjustable leveling foot and connected to each other by telescopic beams.

Vitali CONSTRUCTION FEATURES



• Desks abacus



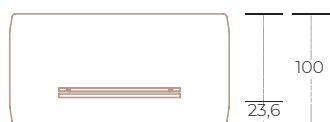
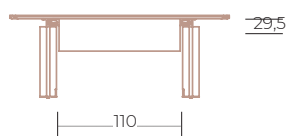
• Tables abacus

Vitali ACCESSORIES

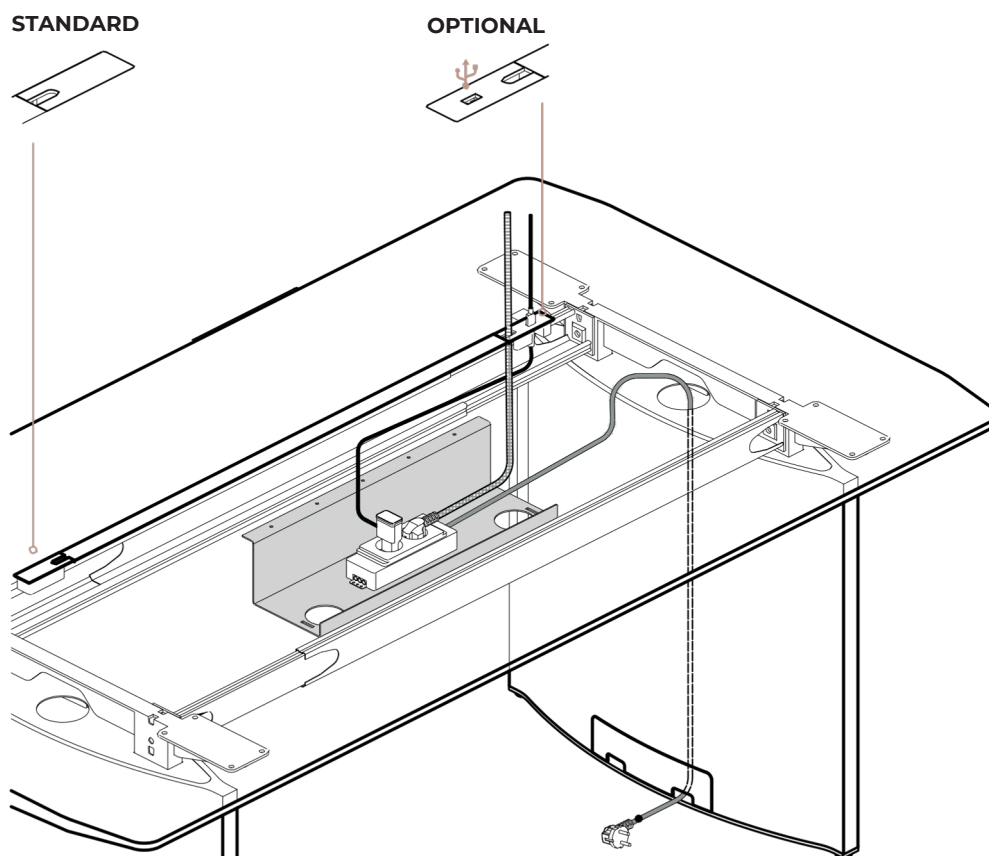
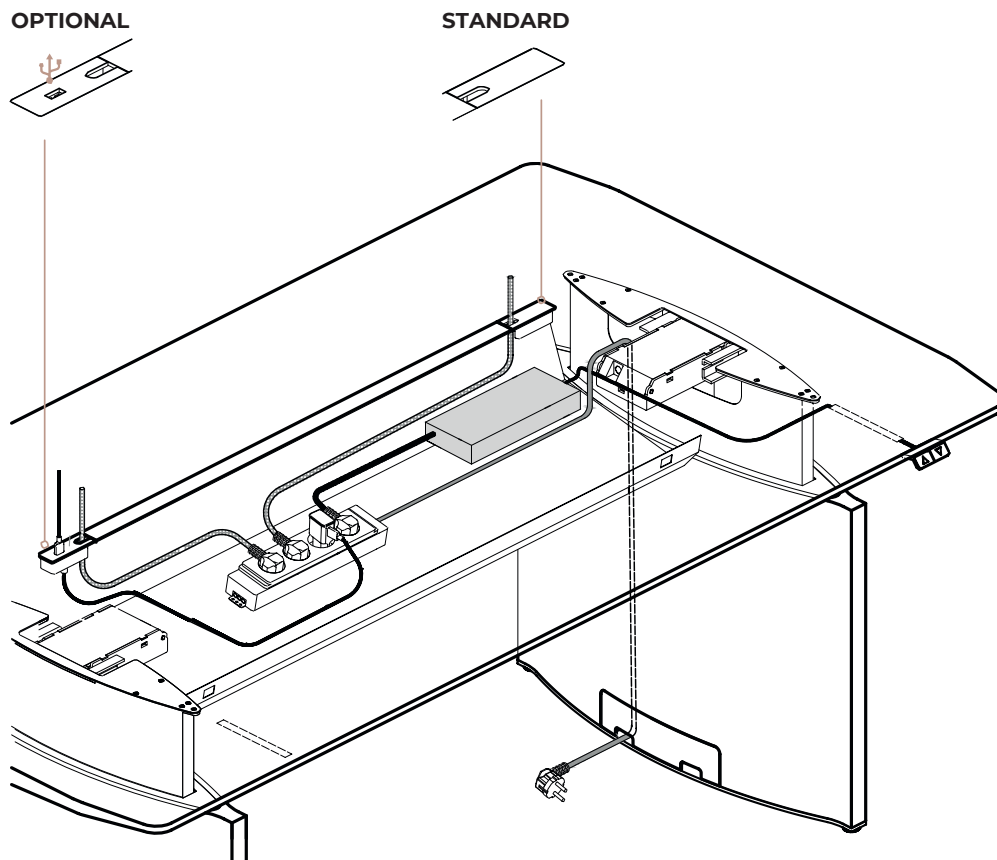


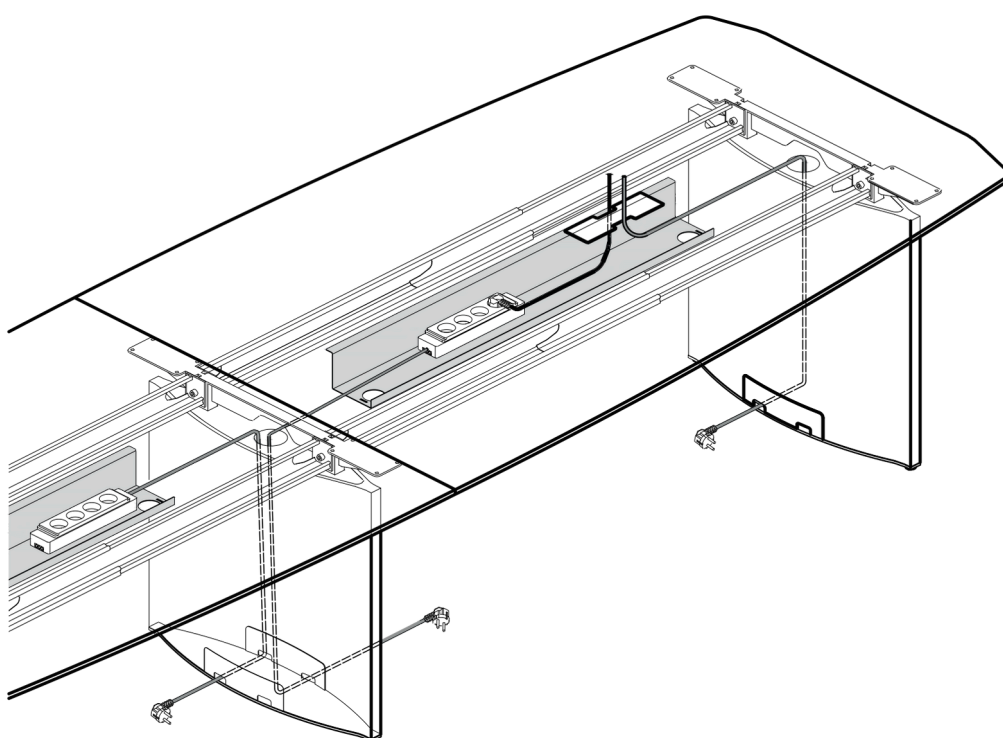
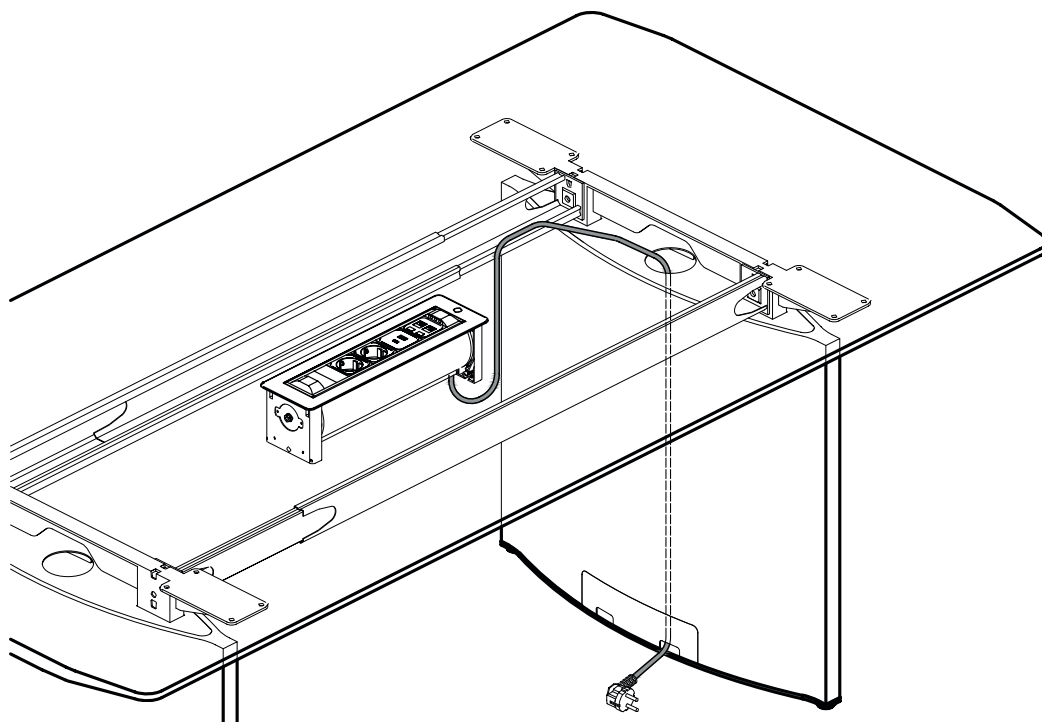
• Modesty panels:

are made of chipboard 18 mm veneered such as desk tops and are fixed to the transom by means of cylindrical metal support.

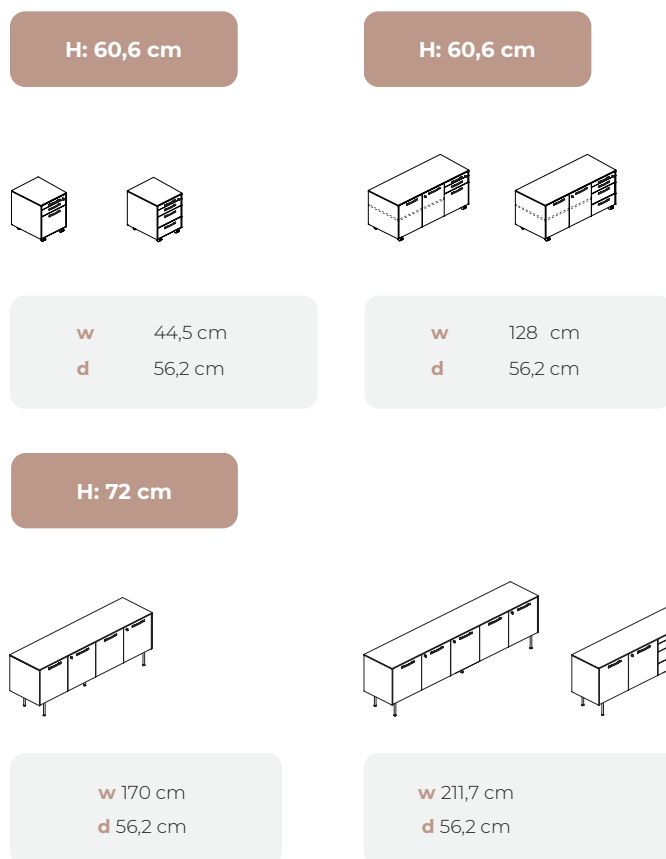


Vitali ELECTRICAL LIFTING STRUCTURE






Pedestals and service side units • SYNOPTIC GRID



Service module / credenza storage units • TECHNICAL FEATURES

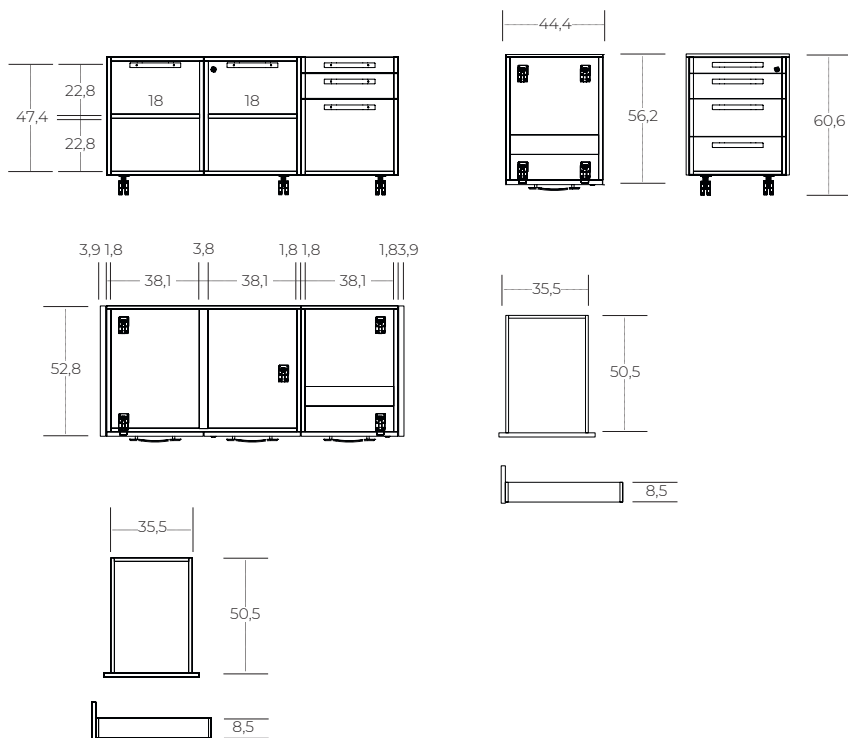


• Service module / credenza storage units:

structure made of 18 mm thick chipboard edged on 4 sides with melamine paper (density 650Kg/m³ E1, CARB PH 2/TSCA Title VI. Panels with low formaldehyde emission, less than 50% of class E, according to UNI EN standards. Fire reaction class Ds2, d0 – Dfl-S1), equipped with Ø52 x h.18 mm feet with adjustable foot inside the furniture. All coatings are of wood, with 0.6 mm thick veneer on both sides. Fronts, doors 1,9 cm thick, backs and tops 1,3cm thick, side panels 1,3cm thick are edged along the perimeter in 1 mm thick solid wood with 2 mm radius. The doors are fitted with anticorrosion treated hinges with an opening of 105° and soft slow closure, the locks are a cylindrical Yale type with epoxy powder coated knob. The handles are metal with epoxy powder coated finish. The drawers, applied with metal guides, telescopic extraction and integrated soft closure, have are made of folded sheet metal with an 8/10 thickness and painted with epoxy powders. A stationary drawer is always supplied (apart from furniture without a lock), equipped with simple sliding extraction guides on small self-lubricating wheels. Appropriate drilling along the side edges allows the installation of optional accessories, such as horizontal separators. The furniture are positioned on 6 cm diameter swivel wheels, 2 of which with a brake; the filing cabinets have the 5th wheel with a function to prevent overturning. 33 and 39 cm files can be hung from the file hanger frame. The sideboards are characterized by single elements fixed on a podium supported by epoxy powder coated steel feet.

Pedestals and service side units • CONSTRUCTION FEATURES

• Internal measures



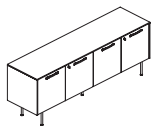
Pedestals and service side units • ACCESSORIES



horizontal separator for metal drawer

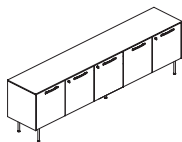
Credenza • SYNOPTIC GRID

H: 72 cm



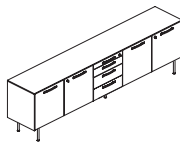
w 170 cm

d 56,2 cm



w 211,7 cm

d 56,2 cm

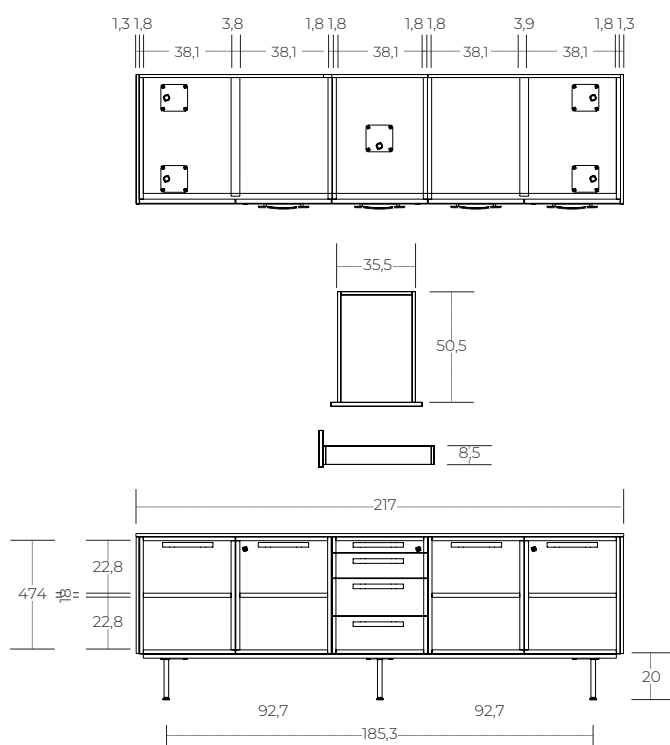


Credenza • TECHNICAL FEATURES

• Service module / credenza storage units:

structure made of 18 mm thick chipboard edged on 4 sides with melamine paper (density 650Kg/m³ E1, CARB PH 2/TSCA Title VI. Panels with low formaldehyde emission, less than 50% of class E, according to UNI EN standards. Fire reaction class Ds2, d0 – Dfl-S1), equipped with Ø52 x h.18 mm feet with adjustable foot inside the furniture. All coatings are of wood, with 0.6 mm thick veneer on both sides. Fronts, doors 1,9 cm thick, backs and tops 1,3cm thick, side panels 1,3cm thick are edged along the perimeter in 1 mm thick solid wood with 2 mm radius. The doors are fitted with anticorrosion treated hinges with an opening of 105° and soft slow closure, the locks are a cylindrical Yale type with epoxy powder coated knob. The handles are metal with epoxy powder coated finish. The drawers, applied with metal guides, telescopic extraction and integrated soft closure, have are made of folded sheet metal with an 8/10 thickness and painted with epoxy powders. A stationary drawer is always supplied (apart from furniture without a lock), equipped with simple sliding extraction guides on small self-lubricating wheels. Appropriate drilling along the side edges allows the installation of optional accessories, such as horizontal separators. The furniture are positioned on 6 cm diameter swivel wheels, 2 of which with a brake; the filing cabinets have the 5th wheel with a function to prevent overturning. 33 and 39 cm files can be hung from the file hanger frame. The sideboards are characterized by single elements fixed on a podium supported by epoxy powder coated steel feet.

Credenza • CONSTRUCTION FEATURES

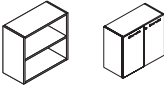


d. 44

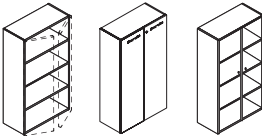
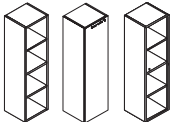
W: 50 cm

W: 100 cm

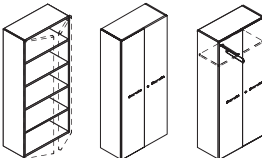
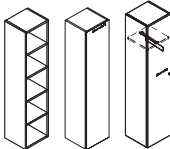
h. 78,6



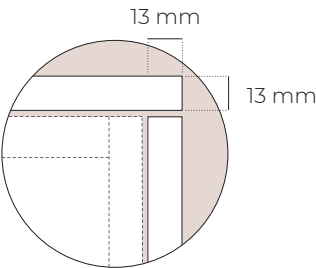

h. 155,4



h. 193,8



h. 193,8



• **Pair of fastening sides**

Wood

*with top: Side fastener is compulsory

w	h	d
3,9 cm	76,8/153,6/192 cm	46 cm

• **Top**
Wood

w	h	d
58÷308cm	1,3 cm	46 cm

• Cabinets:

these are provided in 3 heights, 2 widths and 1 depth and externally finished with a modular top, wood thickness 13 mm, and a pair of side panels, with modular height, wood thickness 39 mm. The top overlaps on the side finish.

• Structure:

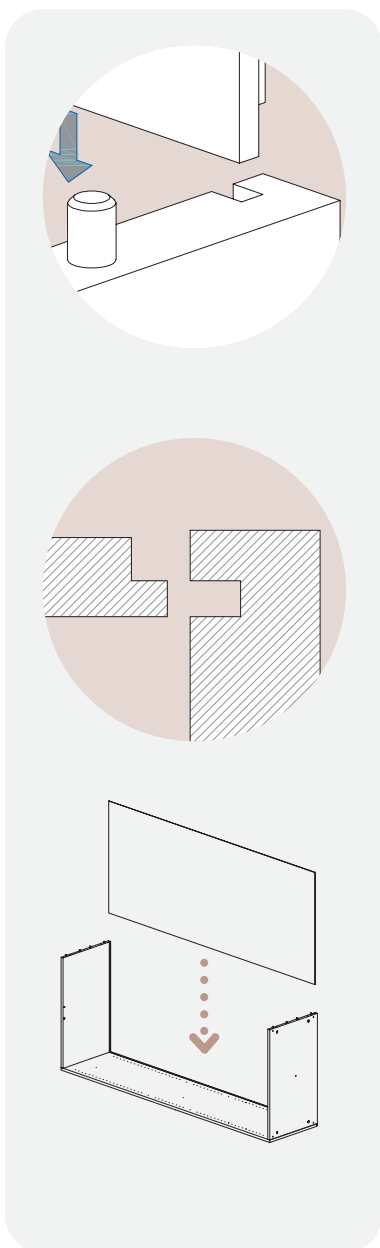
made from chipboard (weighing 620 Kg per cubic metre, class E1 classified with a low emission of formaldehyde, class 2 classified for reaction to fire according to ISO standards). It is faced with 18mm thick decorative paper with a black finish impregnated with melamine resins for sides, top and bottom; 12mm thick for the back and 25mm thick for fixed and adjustable interior shelves. The sides have double holes at intervals of 32mm that are suitable to accommodate interior fittings and the hinges of the doors. While levelling feet in black ABS having a diameter of 5 cm and a height of 1.8 cm are applied to the bottom panel. Quick assembly of the structure is possible by using special metal corrosion-resistant hardware. Suitable holes on the sides allow the use of telescopic fixing screws used to join the structures together.

• Veneer doors:

made of thick chipboard. mm. 18 coated on both sides with a veneer having 0.6 mm. thick and painted, such as desk tops. Along the outer sides have rounded edges in solid wood and varnished mm thick. 1 mm. radius. 2.

• Glass doors:

with perimeter frame made of extruded polished aluminum and thick tempered glass. 4 mm. The glass of the "frosted" have the outer surface in satin finish and varnished inner surface finishes such as color chart, the opening of the doors is through the power chromed knobs, on these doors you cannot mount the lock.



structural back panel 12 mm



rotating rod lock H. 200 W. 100




lock with removable cam



knob




door with duster




25 mm

shelf with support




110° slow-motion hinge for wooden doors



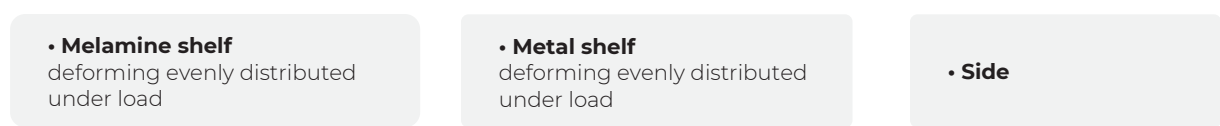
18 mm

levelling foot

d: 46 cm



- Possibility to file documents




- **Melamine shelf**
deforming evenly distributed
under load

- **Metal shelf**
deforming evenly distributed
under load

- Side

w: 50 cm	49 Kg	1,5 mm	w: 50 cm	49 Kg	0,7 mm
w: 100 cm	98 Kg	3 mm	w: 100 cm	98 Kg	1,3 mm

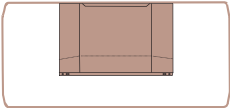
w: 100 cm	98 Kg	3 mm	w: 100 cm	98 Kg	1,3 mm
-----------	-------	------	-----------	-------	--------



Worktops, modesty panel, legs



Insert



• Veneer



• Leather PL1



• Eco-leather PE1



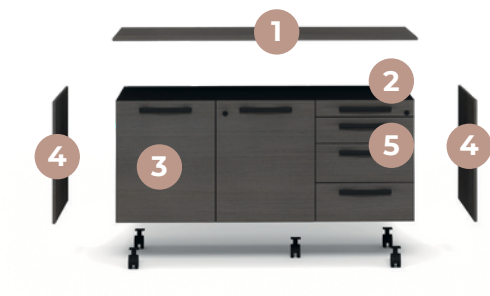
• Shell



• Metal



Pedestals and service side units • FINISHES



- 1 TOP
- 2 BASE, FRAME
- 3 DOORS
- 4 SIDES, BACK
- 5 HANDLES

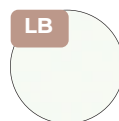
2 • Melamine (shell only)



1 3 4 • Veneer



3 • Lacquered matt




5 Handle



5 • Metal




Credenza • FINISHES



- 1 TOP
- 2 SIDES, BACK
- 3 BASE, FRAME
- 4 DOORS
- 5 HANDLES
- 6 LEGS

1 2 4 • Veneer



3 • Melamine



4 • Lacquered matt



5 Handles



5 6 • Metal



Storage units • FINISHES




- 1 STRUCTURE
- 2 SHELVES
- 3 TOP AND SIDES
- 4 DOORS
- 4.1 GLASS DOOR WITH FRAME
- 5 HANDLES

1 2 • Melamine



3 4 • Veneer



4 • Lacquered matt



4.1 • Lacquered matt



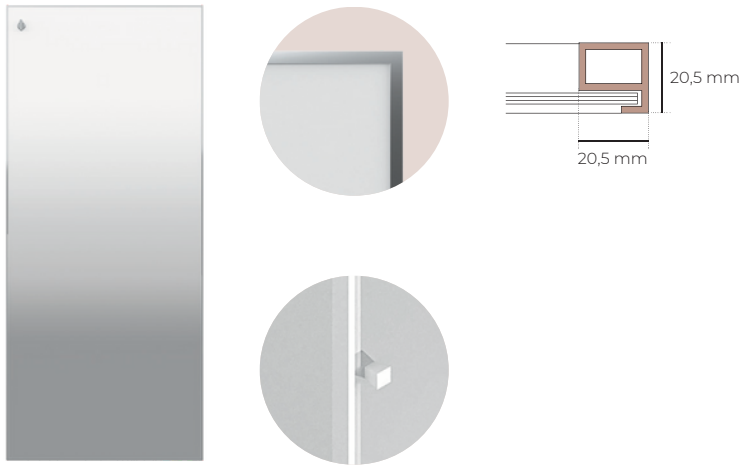
5 • Metal



5 Handle



4.1 GLASS DOOR WITH FRAME



• Metal (frame)



• Glass



aura design



Hub Spaces, 582 Honeypot Lane, Stanmore, HA7 1JS, UK
www.auraadesign.co.uk
020 3915 8008
info@auraadesign.co.uk