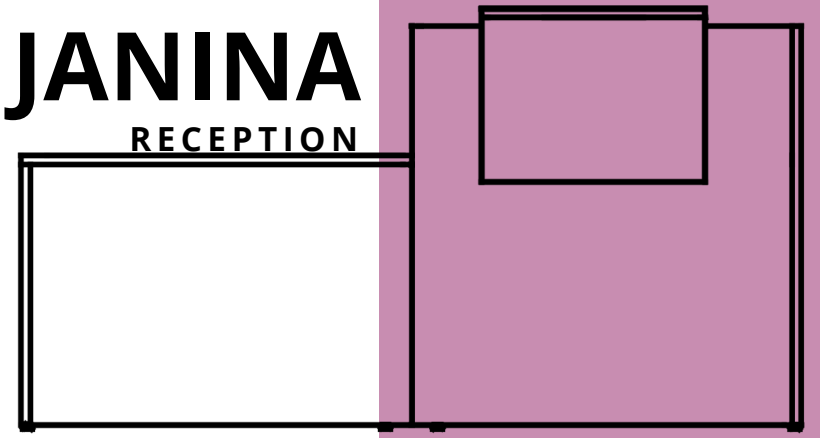


auraa
design

JANINA
RECEPTION





JANINA

The **Janina** reception counter is a new, more complete, more modular and more customizable version of the Fifty-Fifty, thanks to its different modules. Equipped with high and low modules, this new, modern and functional reception counter is especially well-suited to welcome DDA wheelchair users.





 **JANINA**

RECEPTION

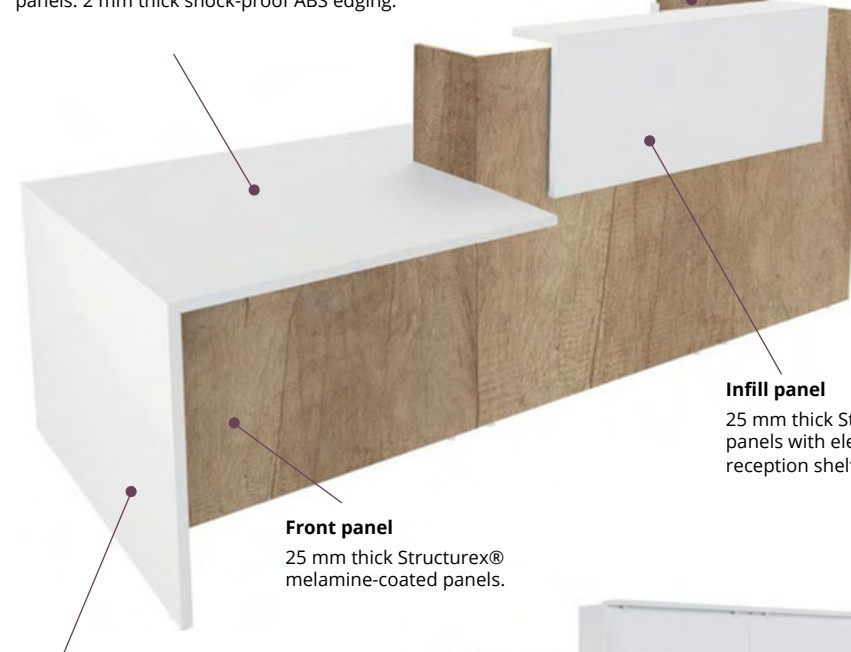


CHARACTERISTICS



Top
25 mm thick Structurex® melamine-coated panels. 2 mm thick shock-proof ABS edging.

Side



Infill panel
25 mm thick Structurex® melamine-coated panels with elegant 45° mitre cut serving as reception shelf for visitors.

Front panel
25 mm thick Structurex® melamine-coated panels.

Leg
End DDA(1) unit leg and top are of the same finish.



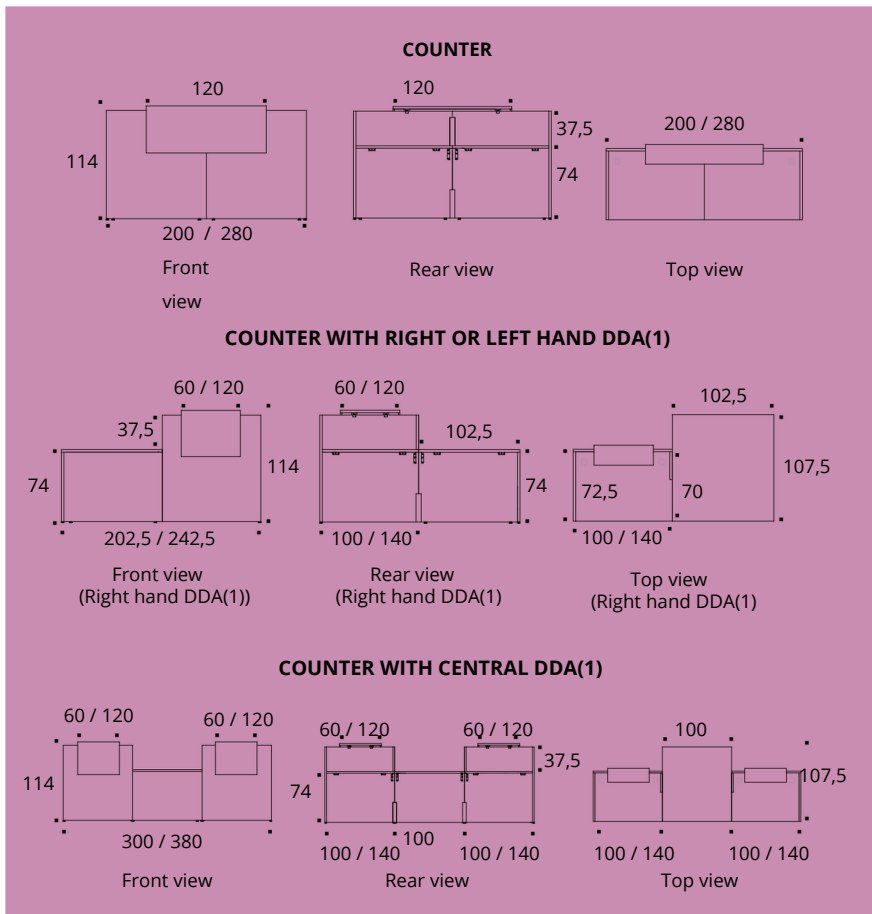
Support leg (optional)
Recommended for any installation of more than 3 aligned modules

Support brackets

TECHNICAL DESCRIPTION

- 25 mm thick Structurex® melamine-coated panels.
- 2 mm thick shock-proof ABS edging.
- 25 mm thick Structurex® facing assembled with elegant 45° mitre cut serving as reception shelf for visitors. Available with or without inner and outer LED.
- All worktops are fitted with two Ø 80 mm part drilled cable ports for cable management (except for DDA tops).
- Corner or intermediate modules can be added to the reception counter to adapt to changing requirements (fixing and juxtaposition by brackets and connecting plates), to ensure mobility and ergonomics of use.
- Adjustable screw feet of diameter 25 mm and range 10 mm to compensate for any unevenness in the floor.

(1) DDA = Disability Discrimination Act



aura design



Hub Spaces, 582 Honeypot Lane, Stanmore, HA7 1JS, UK
www.auraadesign.co.uk
020 3915 8008
info@auraadesign.co.uk