

aura  
design

Ines

---



# Reception counters Ines



# Reception counters Ines

Ines reception counter is a combination of functionality and modern design. Thanks to integrated underdesk sideboards and top-mounted shelf units, it makes a well-organized work station.

The front of the counter can be in one or two colors. It is possible to add a welcome inscription made of polished steel over the decorative profile. An add-on top with LED ambient light located in the center of the counter is an additional decoration. The add-on top can also be located on the left or right side.

Ines reception counter can be equipped with numerous accessories depending on the user's individual needs.

## RECEPTION COUNTER FRONT

- Chipboard coated on both sides with melamine resin with increased durability - 1st class.
- Chipboard with reduced formaldehyde emission, E1 standard.
- Board finished with 2 mm thick ABS plastic edge with 3 mm radius.
- 18 mm thick board as standard.
- Possibility to select two decors for the front.
- Polished steel decorative profile as standard.
- Welcome inscription (H:110 mm) made of polish steel: – Witamy/ Welcome/W illkommen as an option with a surcharge, available for 2200 mm and 2400 mm wide counters.



## ADD-ON TOP

- Ines reception counters are equipped with add-on tops with integrated white, cold LED ambient light as standard.
- Add-on top is located in the centre of the counter as standard. It can optionally be located on the right or left.

## WORK TOP

- Chipboard coated on both sides with melamine resin with increased durability - 1st class.
- Chipboard with reduced formaldehyde emission, E1 standard.
- 25 mm thick worktop finished with 2 mm thick ABS plastic edge with 3 mm radius.
- Top affixed to front at the height of 740 mm.
- Two round ergonomic outlets as standard.
- Monitor shelf: cut-out in the top on the right/left or in the center and shelf affixed under the top with adjustable height as an option with a surcharge.



## SIDE PANELS

- 12 mm thick side panels.
- Integrated underdesk sideboards and top-mounted shelf units on both sides on the inner part of the reception counter.

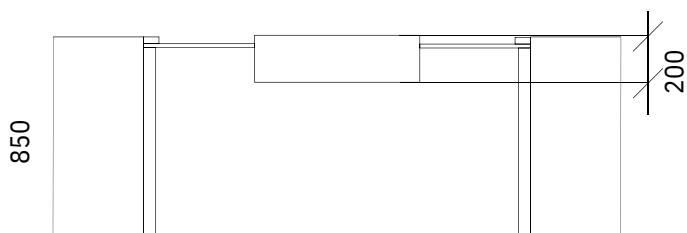
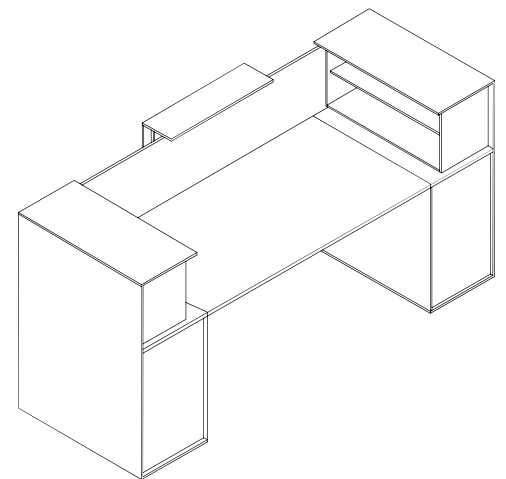
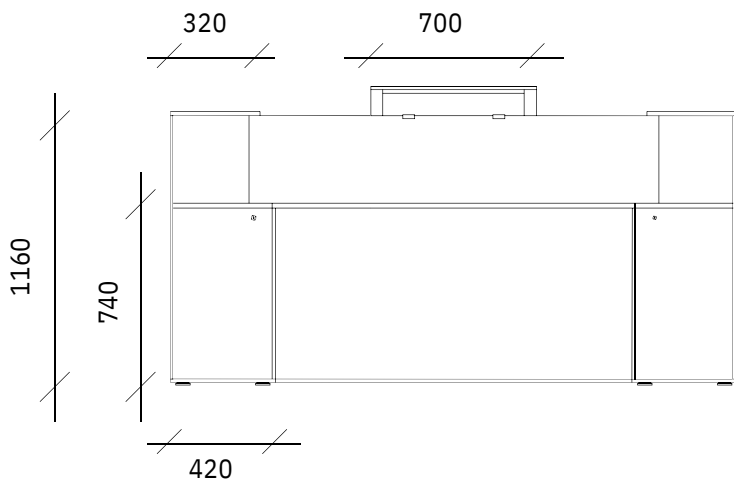
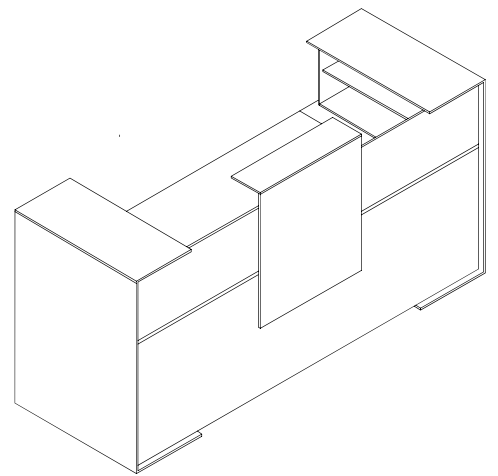
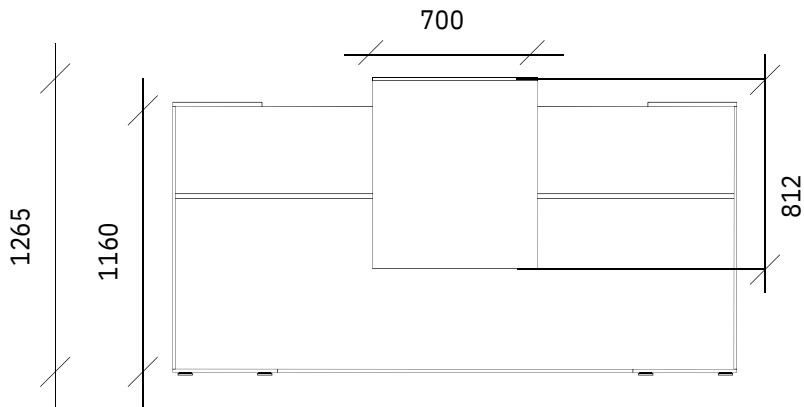


Customization on customer request.

A lockable and handy place for storing documents.



Ines

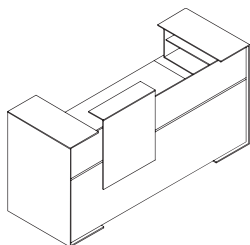


1800/ 2000/ 2200/ 2400

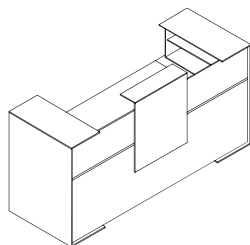
# Ines

## Reception counter

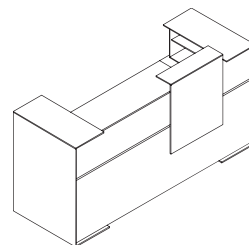
Ines with add-on top on the left\*



Ines with add-on top in the center



Ines with add-on top on the right

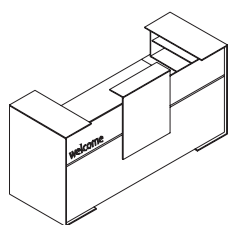


\* Looking at the front

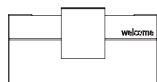
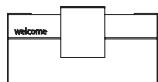
## Ines / Equipment

### Welcome inscription

Welcome inscription (H: 110 mm) made of polished steel: Witamy/ Welcome/Willkommen on the front of the reception counter on the left or right side - as an option available only for 2200 mm and 2400 mm wide reception counters.

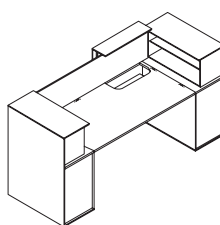


1. Inscription height: H:110 mm
2. Location - right or left



### Monitor shelf

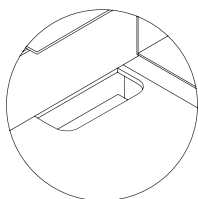
520x200 mm cut-out in the work top located on the right or left side or in the center of the top and a shelf with adjustable height affixed under the top as an option. Monitor shelf excludes an ergonomic outlet.



1. Shelf dimensions 520x200 mm
2. Location - right, left or center

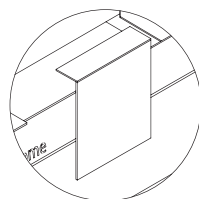
### Details

Monitor shelf




Cut-out in the work top with monitor shelf

Illuminated add-on top



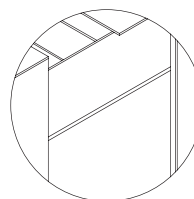
White LED ambient light

Welcome inscription



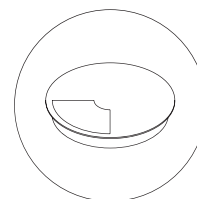
Welcome inscription made of polished steel  
Witamy/ Welcome/ Willkommen

Decorative profile

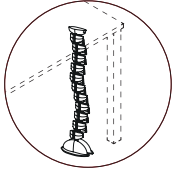


Decorative profile in brushed aluminum color

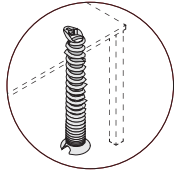
Outlet



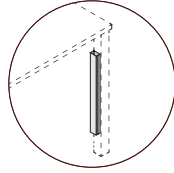
## Vertical cable management



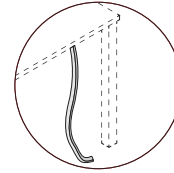
FLEXIBLE CABLE CHANNEL



SPRING CABLE CHANNEL

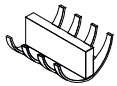


ADD-ON CABLE CHANNEL

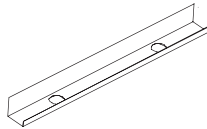


BRAIDED SLEEVE FOR CABLES

## Horizontal cable management

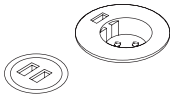


COMB CABLE CLASP



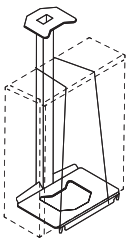
FIXED CABLE CHANNEL FOR STRAIGHT RECEPTION COUNTER

## Netboxes

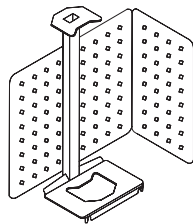


POWER CIRCLE S/M/L

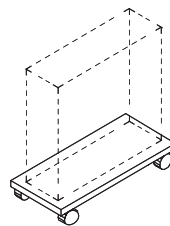
## Complementary accessories



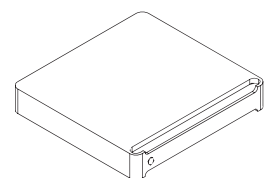
PC HOLDER



PC HOLDER WITH PERFORATED PANEL

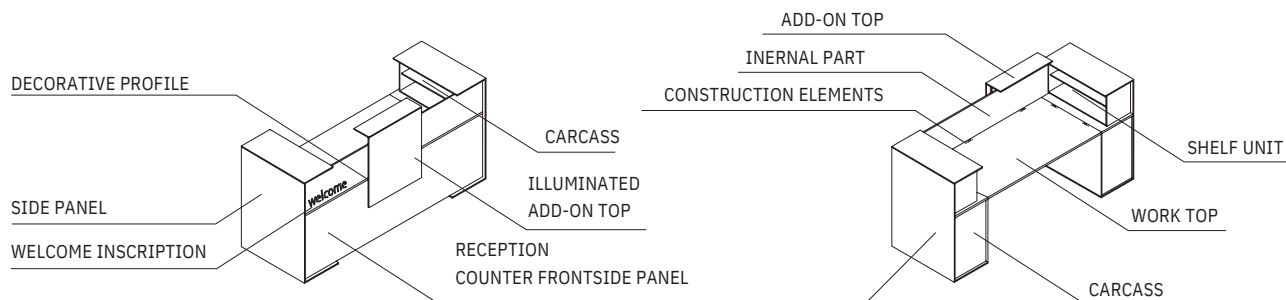


PC TROLLEY WITH CASTORS



UNDERDESK DRAWER

# Ines / Colours



		Front	Internal part	Work top	Add-on top	Side panel	Carcass	Decorative profile	Welcome inscription	Construction elements
STANDARD	Melamine UNI	STD 1 White	•	•	•	•	•			
		STD 2 High Gloss White	•							
		STD 3 Gray	•							
		STD 4 Beige	•							
		STD 5 Norwegian Green	•							
		STD 6 Navy Blue	•							
		STD 7 Graphite	•							
		STD 8 Black	•			•	•	•		
	Melamine	STD 10 Acacia	•		•			•		
		STD 11 European Maple	•		•			•		
		STD 12 Napolitano Oak	•		•			•		
		STD 13 Gray Spruce	•		•			•		
		STD 14 American Oak	•		•			•		
		STD 15 Natural Oaky	•		•			•		
		STD 16 Cherry Havana	•		•			•		
		STD 17 Walnut Brown	•		•			•		
		TREND*	Melamine	TRD 1 Blush	•				•	
TRD 2 Claret	•						•			
TRD 3 Dark Turquoise	•							•		
TRD 11 Stark Oak	•							•		
TRD 12 Flamed Oak	•							•		
STANDARD	Metal	M 02 White								•
		M 01 Aluminium								•
		M 03 Beige								•
		M 05 Graphite								•
		M 04 Black								•
TREND*	Metal	M 06 Sunny Beige								
		M 09 Dirty Pink								
		M 08 Ginger								
		M 07 Faded Turquoise								
Decor		Brushed aluminium						•	•	
		Polished steel								




# Melamine

① STANDARD




② TREND




# Metal

① STANDARD



② TREND



# Fabrics

100% Polyester  
100.000 Martindale cycles

① CALDO  
Select by Lech




95% Virgin Wool, 5% Poliamid  
100.000 Martindale cycles

② SYNERGY  
Camira



100% Recycled Polyester  
67.000 Martindale cycles

① TERRA  
Select by Lech



# aura design



Hub Spaces, 582 Honeypot Lane, Stanmore, HA7 1JS, UK  
[www.auraadesign.co.uk](http://www.auraadesign.co.uk)  
020 3915 8008  
[info@auraadesign.co.uk](mailto:info@auraadesign.co.uk)