


auraa
design

NADIRA

EXECUTIVE DESKS





NADIRA

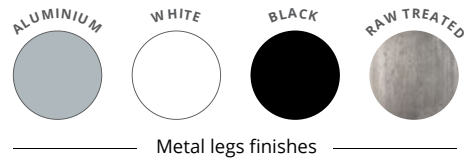
Executive

For managers and directors looking for a clean design, Auraa Design has added executive desks to the **Nadira** range. **Nadira executive** offers generous top dimensions and contemporary finishes, combined with an arch metal leg with raised tops.





CHARACTERISTICS



NADIRA Executive

Return storage unit (depending on version)

Made of 25 mm thick Structurex® melamine-coated. The desk and return storage unit are connected by a 10 cm high shortened arch leg so that the leg rests on the storage unit.

Top

25 mm thick Structurex® melamine-coated top.
2 mm thick shock-proof ABS edging.



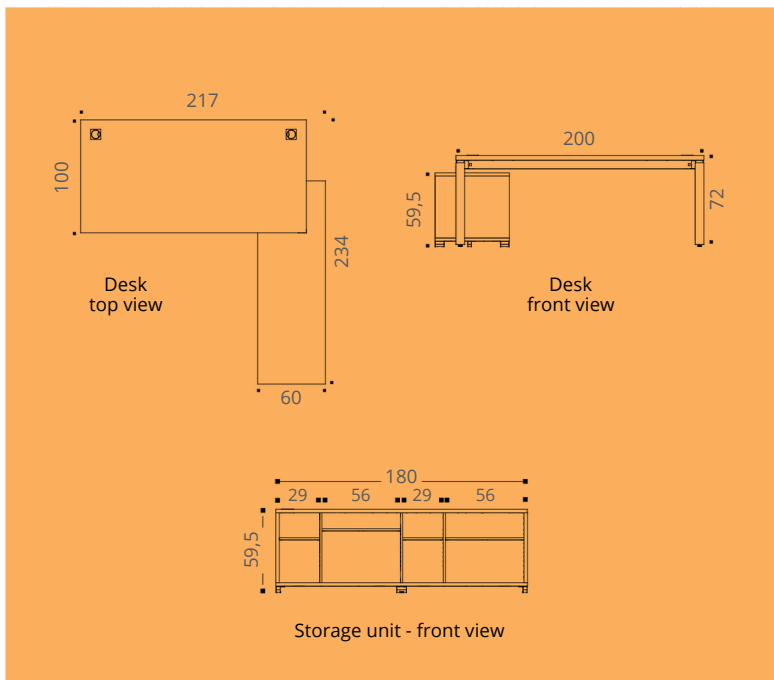
Sliding door as an option

Leg

Metal arch structure leg made of 70 x 30 mm tube section with lacquered epoxy finish.

TECHNICAL DESCRIPTION

- 25 mm thick Structurex® melamine-coated tops. 2 mm thick shock-proof ABS edging.
- Top equipped with 2 Ø 80 mm cable ports.
- Leg based on a self-supporting beam system with desk top raised by spacers.
- Optional matching 16 mm thick modesty panel.
- Adjustable screw feet of Ø 25 mm and 10 mm range to compensate for any unevenness in the floor.
- The desk and return storage unit (depending on version) are connected by a 10 cm high shortened arch leg so that the leg rests on the storage unit.
- The return storage unit consists of 2 compartments L 56 / D 56 / H 50 cm and 2 compartments L 29 / D 56 / H 50 cm.
- The return storage unit features 6 part drilled holes on the top and the bottom to feed cables.
- All compartments in the storage unit are equipped with shelves adjustable in steps of 32 mm.
- As an option, the return storage unit can be equipped with 1 hinged door or 1 sliding door.
- The optional lateral filing drawer is not compatible with a optional hinged door, on the return storage unit.



aura design



Hub Spaces, 582 Honeypot Lane, Stanmore, HA7 1JS, UK
www.auraadesign.co.uk
020 3915 8008
info@auraadesign.co.uk